



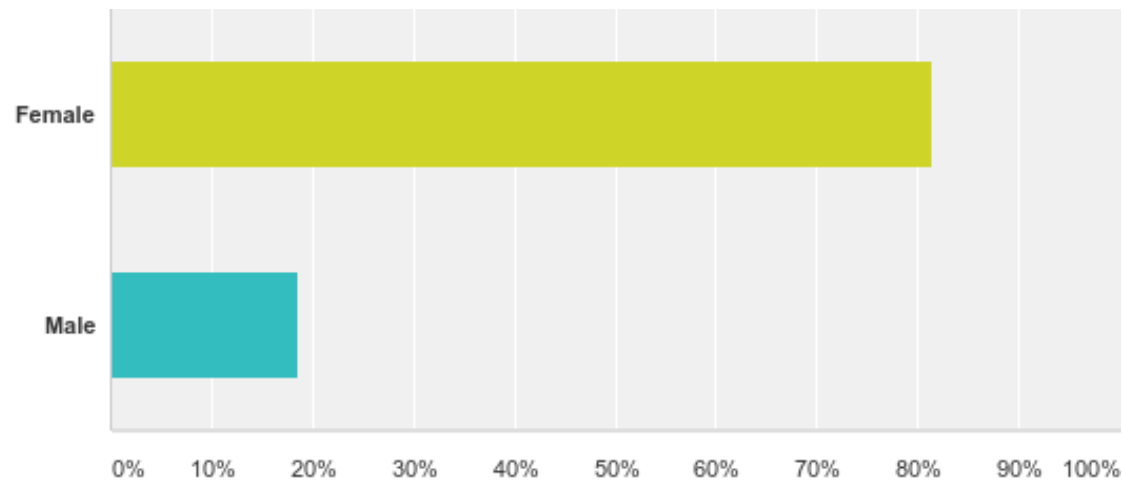
CCDM *discovery*

Capital and Coast DHB Discovery On-Line Survey Results

Thursday, June 08, 2017

Q1: Are you:

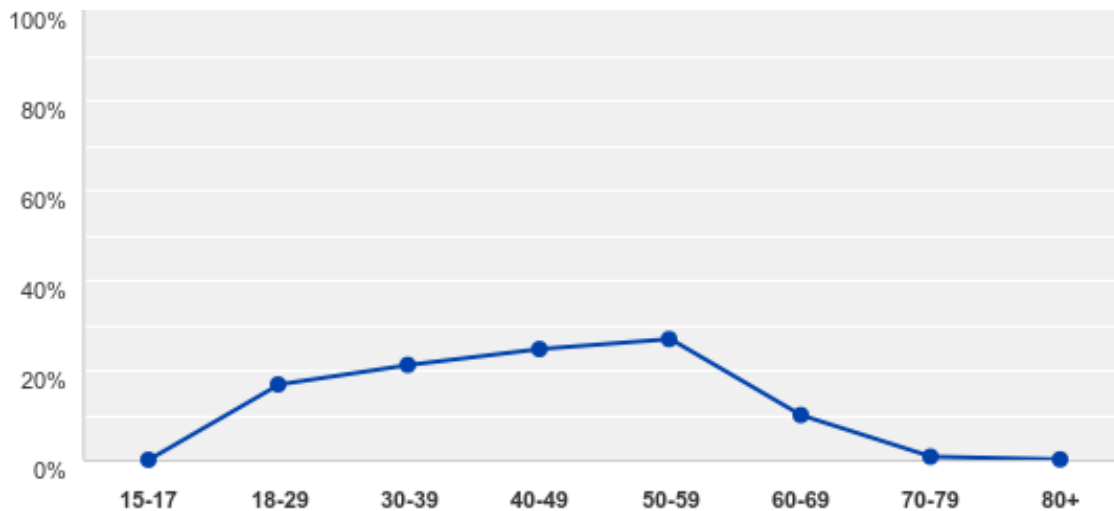
- Answered: 1,308 Skipped: 0



| Answer Choices | Responses |
|----------------|--------------|
| Female | 81.42% 1,065 |
| Male | 18.58% 243 |
| Total | 1,308 |

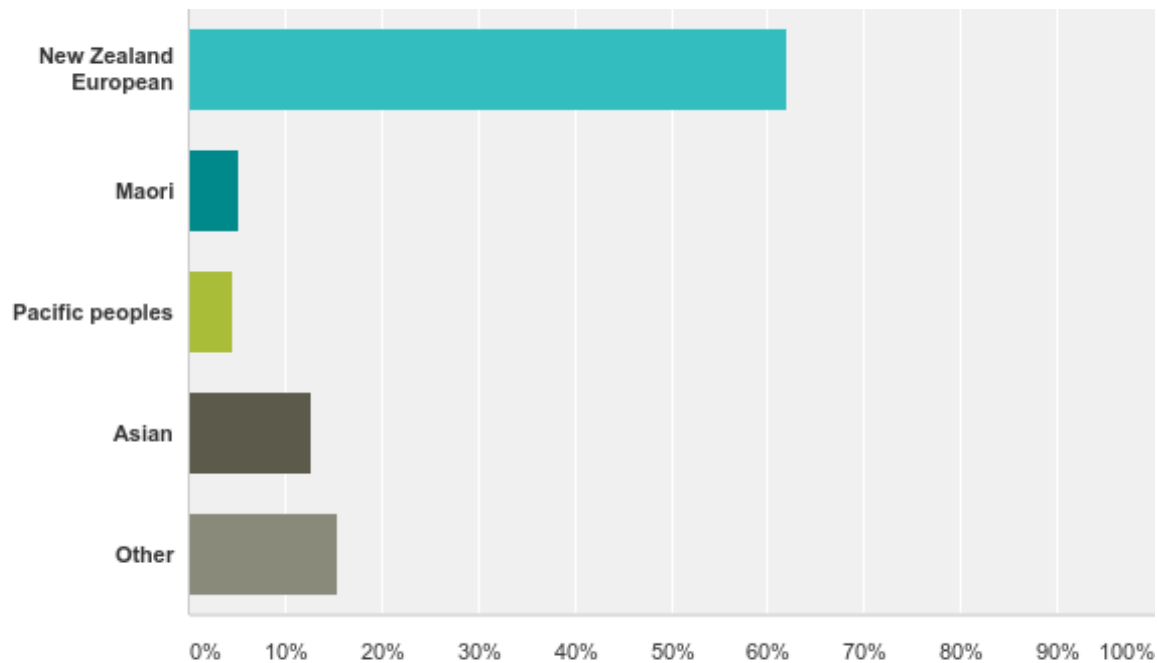
Q2: Your age is (in years):

- Answered: 1,308 Skipped: 0



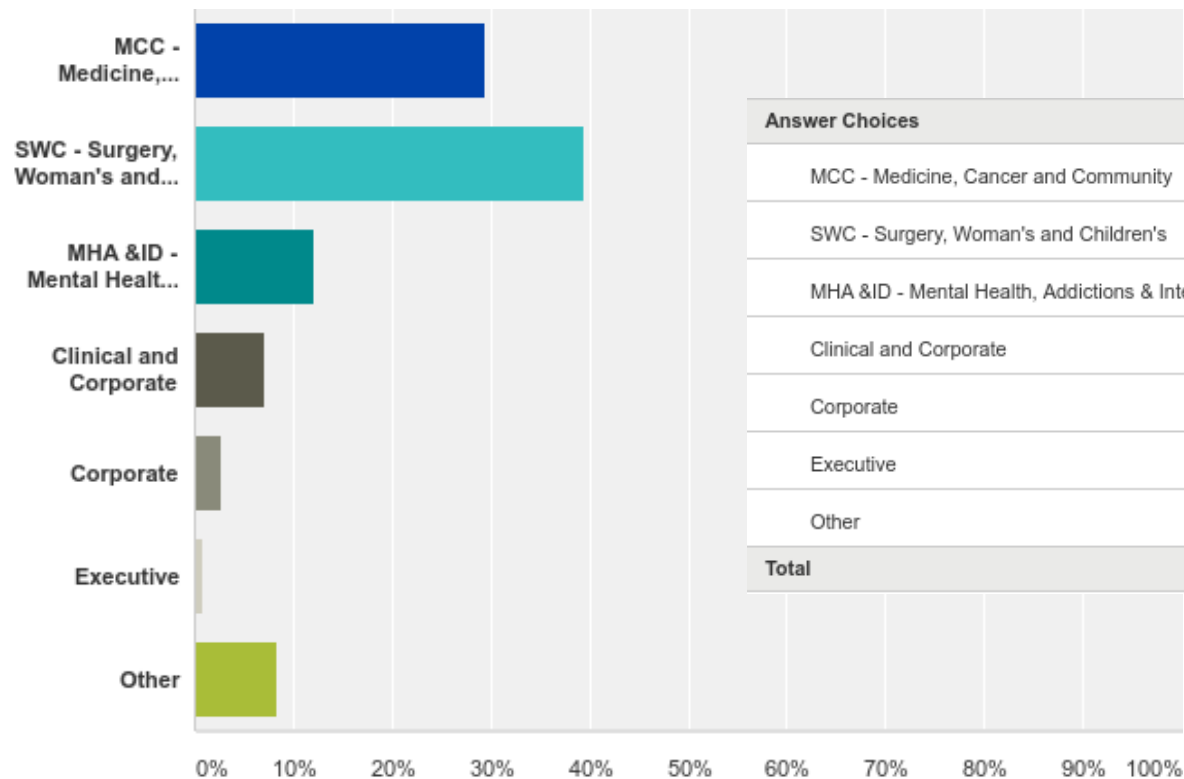
Q3: Which ethnic group do you identify yourself with?

- Answered: 1,308 Skipped: 0



Q4: Which directorate do you work in?

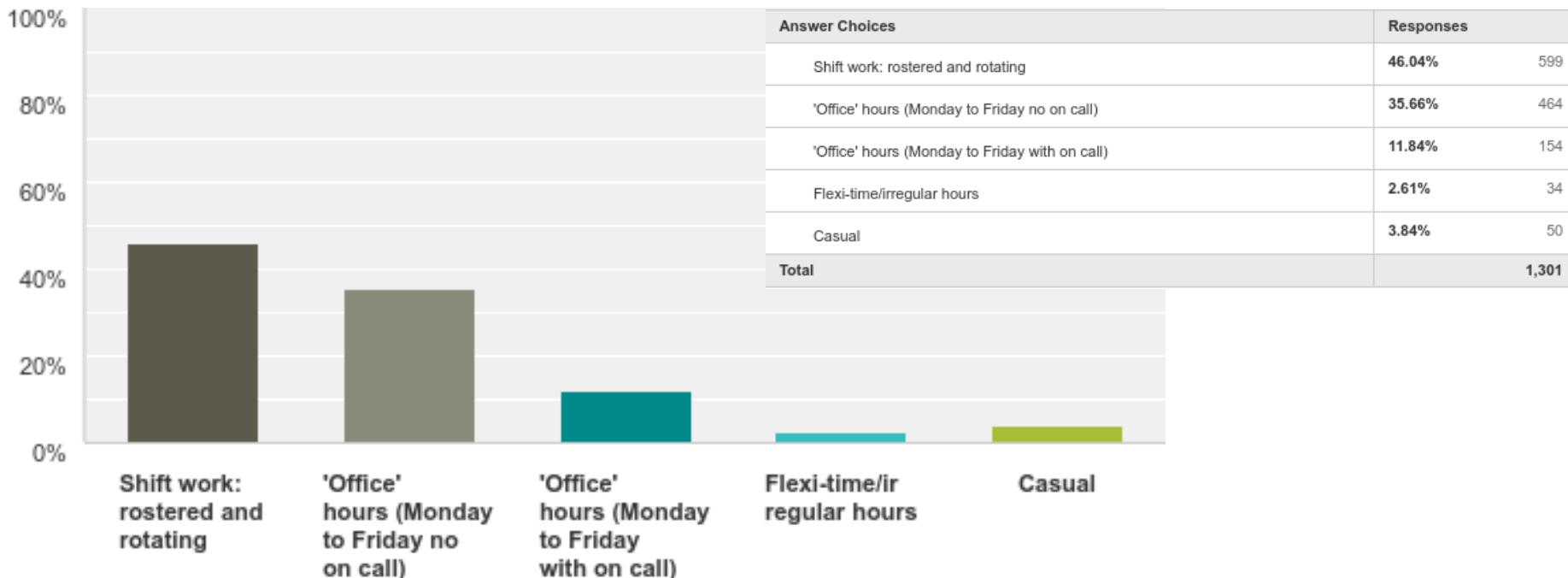
- Answered: 1,308 Skipped: 0



| Answer Choices | Responses |
|--|--------------|
| MCC - Medicine, Cancer and Community | 29.36% 384 |
| SWC - Surgery, Woman's and Children's | 39.37% 515 |
| MHA & ID - Mental Health, Addictions & Intellectual Disability | 12.16% 159 |
| Clinical and Corporate | 7.11% 93 |
| Corporate | 2.75% 36 |
| Executive | 0.84% 11 |
| Other | 8.41% 110 |
| Total | 1,308 |

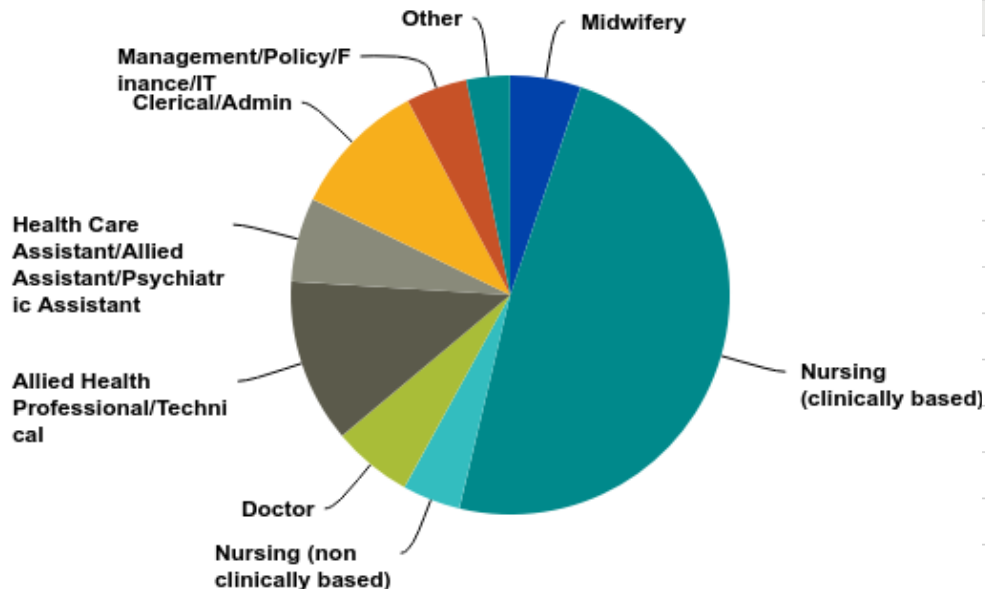
Q5: Which of the following best describes your most common pattern of work?

• Answered: 1,301 Skipped: 7



Q6: What best describes your occupation?


- Answered: 1,308 Skipped: 0



| Answer Choices | Responses | Count |
|--|-----------|--------------|
| Midwifery | 5.2% | 68 |
| Nursing (clinically based) | 48.5% | 635 |
| Nursing (non clinically based) | 4.3% | 56 |
| Doctor | 5.9% | 77 |
| Allied Health Professional/Technical | 12.1% | 158 |
| Health Care Assistant/Allied Assistant/Psychiatric Assistant | 6.2% | 81 |
| Technical | 0.0% | 0 |
| Clerical/Admin | 10.1% | 132 |
| Management/Policy/Finance/IT | 4.5% | 59 |
| Hospitality: food/linen/cleaning services | 0.0% | 0 |
| Estate services | 0.0% | 0 |
| Other | 3.2% | 42 |
| Total | | 1,308 |

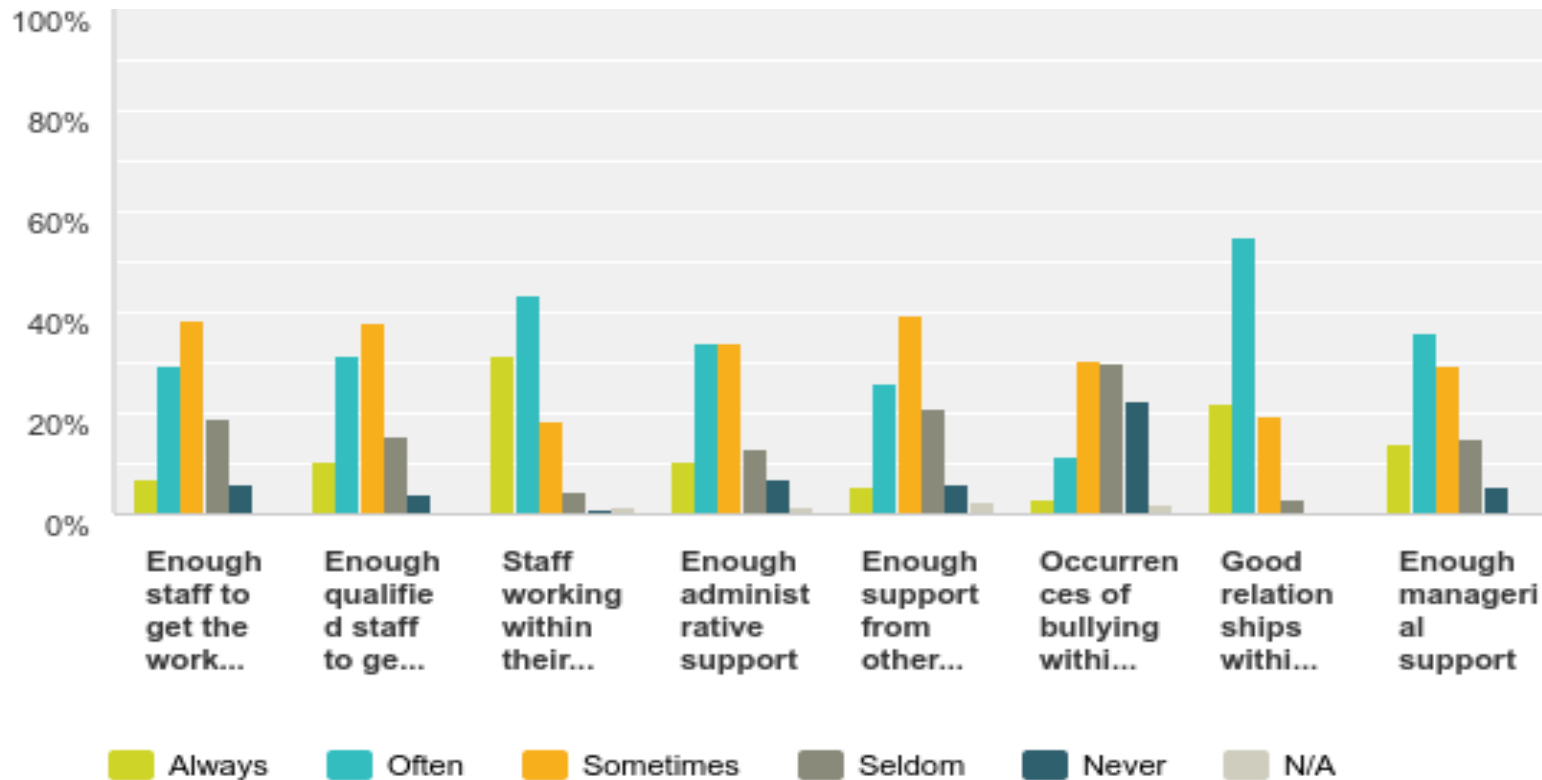
Q7: Which Allied Health/Technical group do you belong to?

- Answered: 95 Skipped: 1,213



Q8: A number of factors contribute to workplaces being healthy and productive- to what degree do they apply to your workplace?

- Answered: 1,240 Skipped: 68



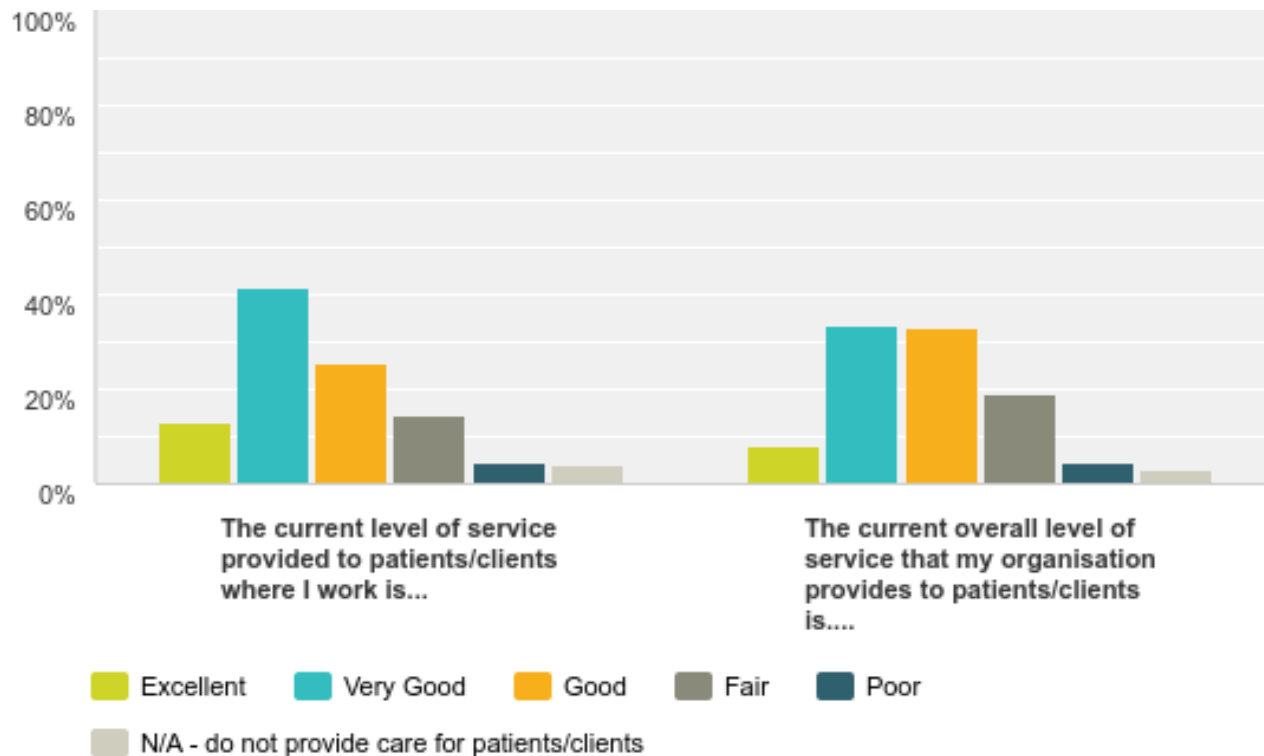
Q8: A number of factors contribute to workplaces being healthy and productive- to what degree do they apply to your workplace?

- Answered: 1,240 Skipped: 68

| | Always | Often | Sometimes | Seldom | Never | N/A | Total |
|--|---------------|---------------|---------------|---------------|---------------|-------------|-------|
| Enough staff to get the work done | 7.11% 88 | 29.26% 362 | 38.48% 476 | 19.16% 237 | 5.82% 72 | 0.16% 2 | 1,237 |
| Enough qualified staff to get the work done | 10.41% 128 | 31.63% 389 | 37.97% 467 | 15.37% 189 | 4.07% 50 | 0.57% 7 | 1,230 |
| Staff working within their scope of practice | 31.31% 382 | 43.36% 529 | 18.61% 227 | 4.51% 55 | 0.90% 11 | 1.31% 16 | 1,220 |
| Enough administrative support | 10.28% 126 | 33.85% 415 | 34.09% 418 | 13.05% 160 | 7.18% 88 | 1.55% 19 | 1,226 |
| Enough support from other areas | 5.31% 65 | 25.96% 318 | 39.43% 483 | 20.98% 257 | 6.04% 74 | 2.29% 28 | 1,225 |
| Occurrences of bullying within the team | 3.02% 37 | 11.75% 144 | 30.42% 373 | 30.18% 370 | 22.68% 278 | 1.96% 24 | 1,226 |
| Good relationships within the team | 21.99% 270 | 54.89% 674 | 19.30% 237 | 3.01% 37 | 0.73% 9 | 0.08% 1 | 1,228 |
| Enough managerial support | 14.02% 172 | 36.10% 443 | 29.34% 360 | 14.83% 182 | 5.46% 67 | 0.24% 3 | 1,227 |

Q9: How would you rate the current level of service provided to patients/clients?

- Answered: 1,241 Skipped: 67



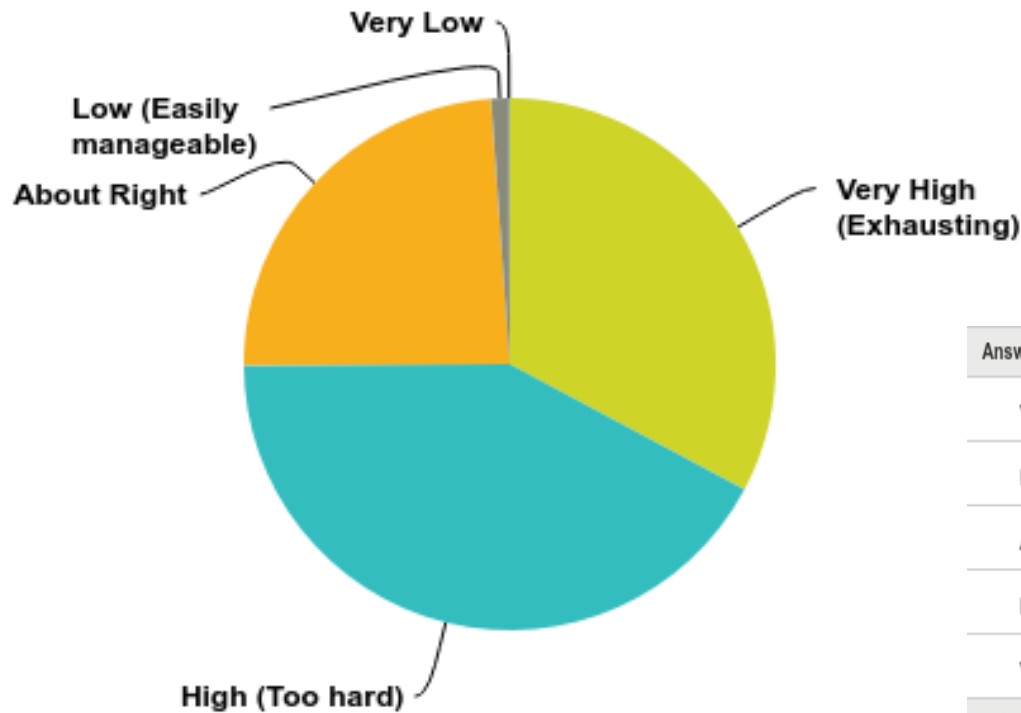
Q9: How would you rate the current level of service provided to patients/clients?

- Answered: 1,241 Skipped: 67

| | Excellent | Very Good | Good | Fair | Poor | N/A - do not provide care for patients/clients | Total Respondents |
|---|---------------|---------------|---------------|---------------|-------------|--|-------------------|
| The current level of service provided to patients/clients where I work is... | 12.96% 160 | 41.38% 511 | 25.59% 316 | 14.41% 178 | 4.45% 55 | 4.21% 52 | 1,235 |
| The current overall level of service that my organisation provides to patients/clients is.... | 7.90% 97 | 33.55% 412 | 32.98% 405 | 19.22% 236 | 4.72% 58 | 3.09% 38 | 1,228 |

Q10: How would you describe the level of effort you need to make to maintain the current levels of service where you work?

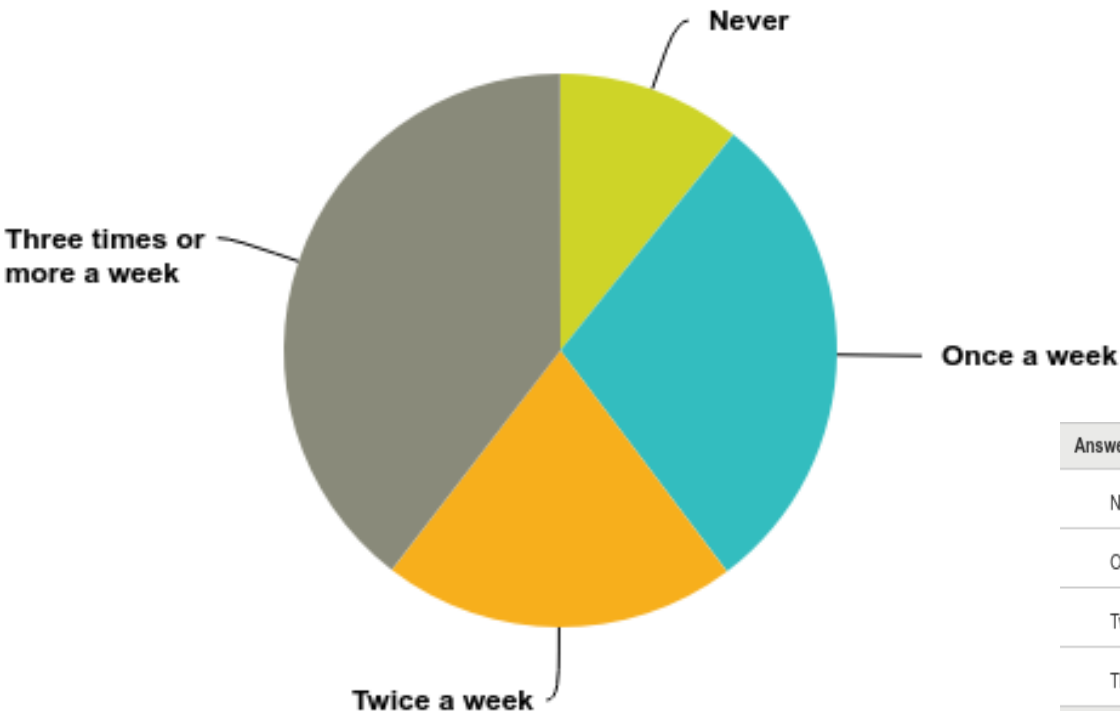
- Answered: 1,241 Skipped: 67



| Answer Choices | Responses | |
|-------------------------|-----------|--------------|
| Very High (Exhausting) | 32.80% | 407 |
| High (Too hard) | 42.14% | 523 |
| About Right | 23.93% | 297 |
| Low (Easily manageable) | 1.05% | 13 |
| Very Low | 0.08% | 1 |
| Total | | 1,241 |

Q11: In the last 6 months have you worked outside your contracted hours or through your breaks in order to get your work completed?

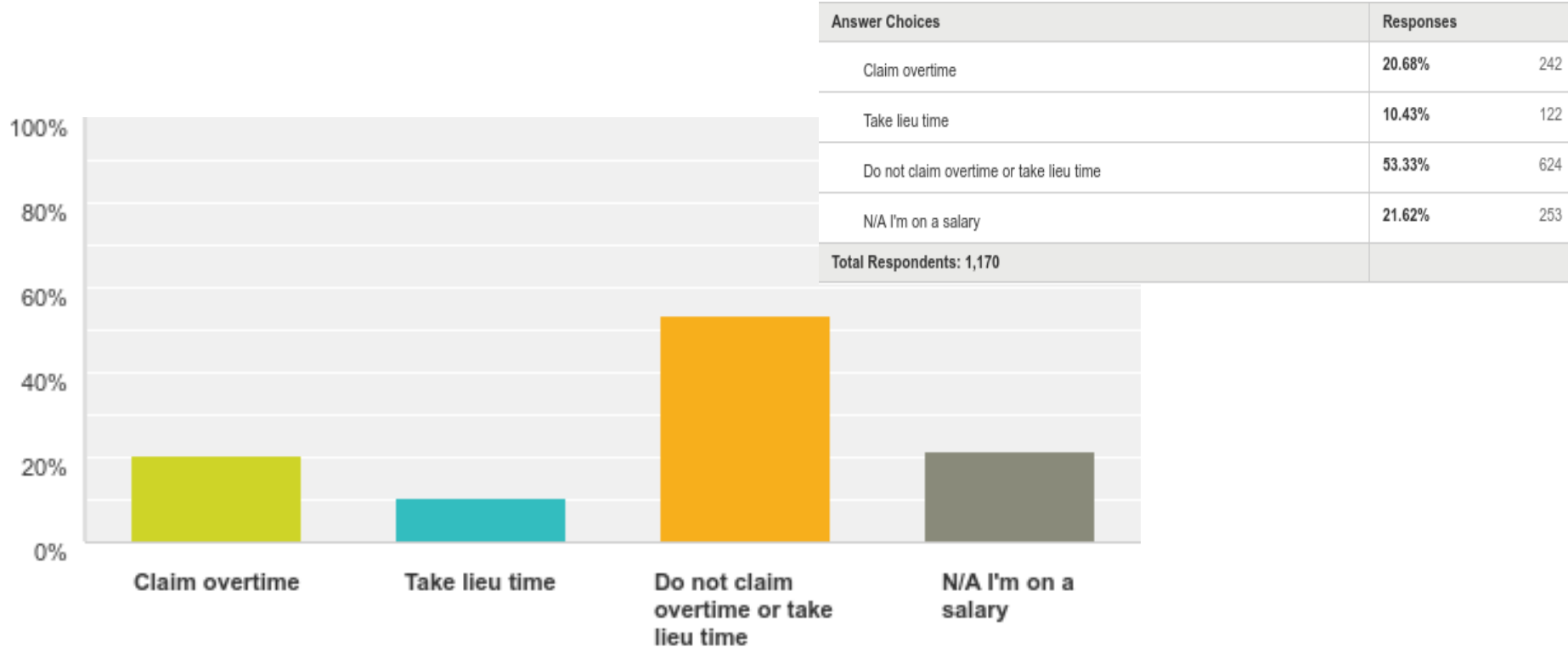
Answered: 1,236 Skipped: 72



| Answer Choices | Responses | |
|----------------------------|-----------|--------------|
| Never | 10.76% | 133 |
| Once a week | 28.96% | 358 |
| Twice a week | 20.71% | 256 |
| Three times or more a week | 39.56% | 489 |
| Total | | 1,236 |

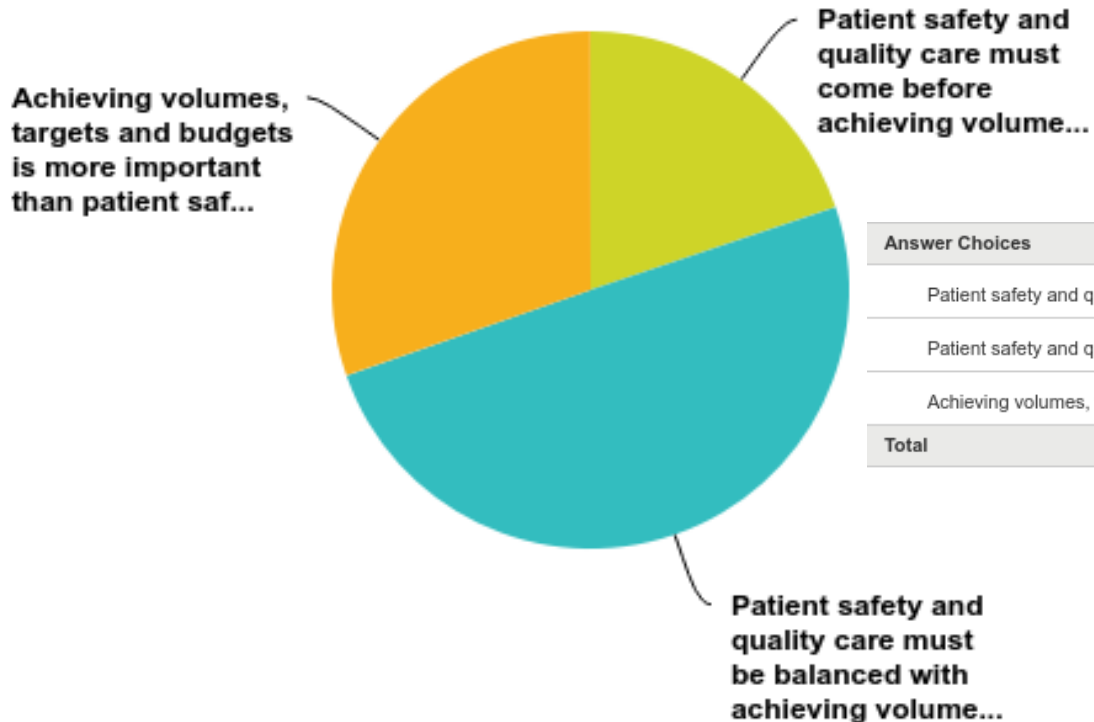
Q12: If yes, what do you generally do for the extra time worked?

- Answered: 1,170 Skipped: 138



Q13: Which statement BEST describes the message I believe I hear from this organisation about patients?

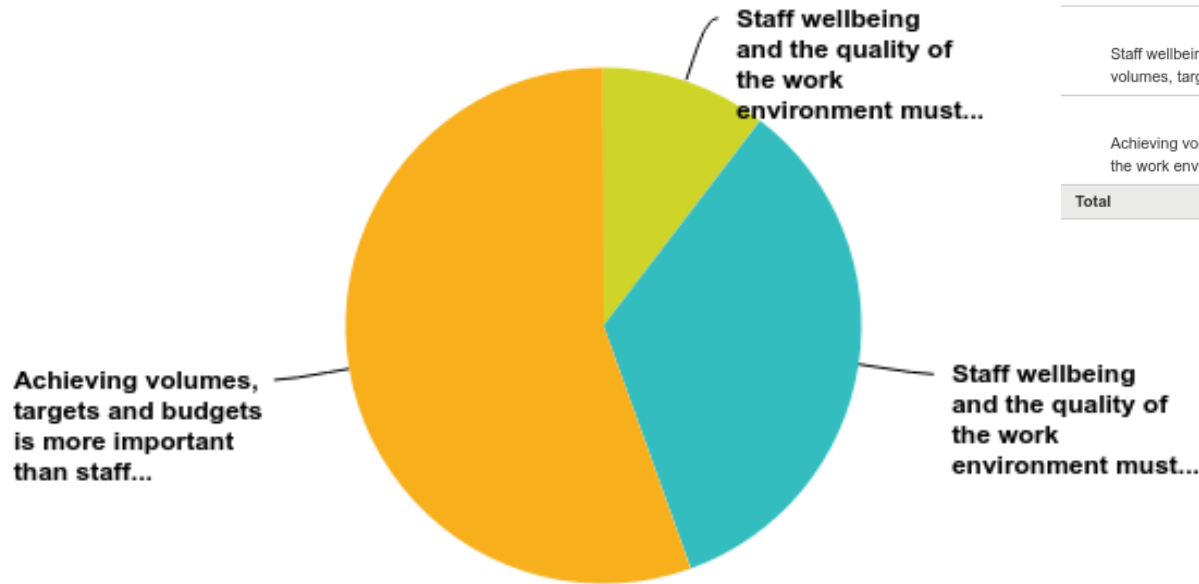
- Answered: 1,222 Skipped: 86



| Answer Choices | Responses |
|---|--------------|
| Patient safety and quality care must come before achieving volumes, targets and budgets | 19.80% 242 |
| Patient safety and quality care must be balanced with achieving volumes, targets and budgets | 49.84% 609 |
| Achieving volumes, targets and budgets is more important than patient safety and quality care | 30.36% 371 |
| Total | 1,222 |

Q14: Which statement BEST describes the message I believe I hear from this organisation about staff?

- Answered: 1,222 Skipped: 86



| Answer Choices | Responses |
|---|---------------|
| Staff wellbeing and the quality of the work environment must come before achieving volumes, targets and budgets | 10.39% 127 |
| Staff wellbeing and the quality of the work environment must be balanced with achieving volumes, targets and budgets | 34.12% 417 |
| Achieving volumes, targets and budgets is more important than staff wellbeing and the quality of the work environment | 55.48% 678 |
| Total | 1,222 |