

# CORRECT SEQUENCE FOR **DONNING** PERSONAL PROTECTIVE EQUIPMENT (PPE)

The type of PPE used will vary based on the level of precautions required; e.g., Standard and Contact, Droplet or Airborne Infection Isolation.

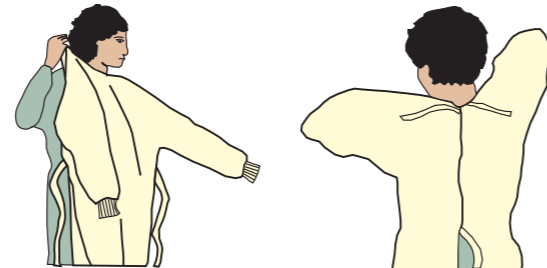
**Remove hand jewellery and tie back hair.**

**Clean and dry hands thoroughly.**

## 1. **GOWN / APRON**

Fully cover torso from neck to knees, arms to end of wrists, and wrap around the back

Fasten in back of neck and waist



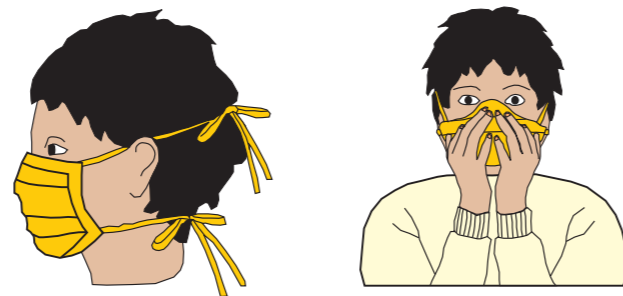
## 2. **MASK OR RESPIRATOR**

Secure ties or elastic bands at middle of head and neck

Fit flexible band to nose bridge

Fit snug to face and below chin

Fit-check respirator



## 3. **GOGGLES OR FACE SHIELD**

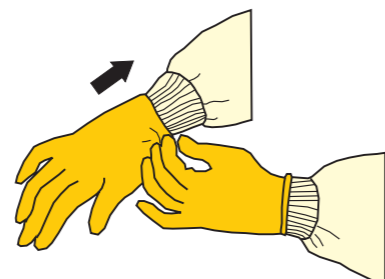
If you wear glasses put them on.

Place goggles or face shield over face and eyes and adjust to fit



## 4. **GLOVES**

Extend to cover wrist



# CORRECT SEQUENCE FOR **REMOVING** PERSONAL PROTECTIVE EQUIPMENT (PPE)

## 1. **GLOVES**

**Outside of gloves are contaminated—DO NOT TOUCH!**

Grasp outside of glove with opposite gloved hand; peel off


Hold removed glove in gloved hand

Slide fingers of ungloved hand under remaining glove at wrist

Peel glove off over first glove

Discard gloves in waste container

Clean and dry your hands thoroughly



## 2. **GOGGLES OR FACE SHIELD**

**Outside of goggles or face shield are contaminated—DO NOT TOUCH!**

To remove, handle by head band or ear pieces

Place in designated receptacle for reprocessing or in waste container

Clean and dry your hands thoroughly



## 3. **GOWN / APRON**

**Gown front and sleeves are contaminated—DO NOT TOUCH!**

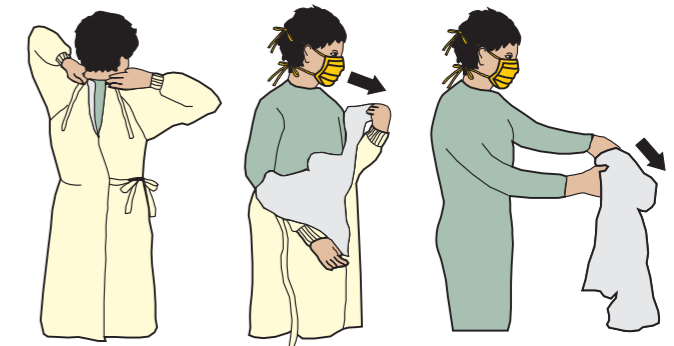
Unfasten ties

Pull away from neck and shoulders, touching inside of gown only

Turn gown inside out

Fold or roll into a bundle and discard

Clean and dry your hands thoroughly



## 4. **MASK OR RESPIRATOR**

**Front of mask/respirator is contaminated—DO NOT TOUCH!**

Grasp bottom, then top ties or elastics and remove

Discard in waste container

Clean and dry your hands thoroughly

